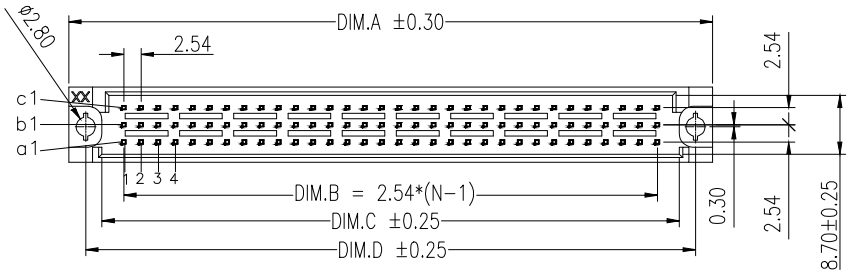

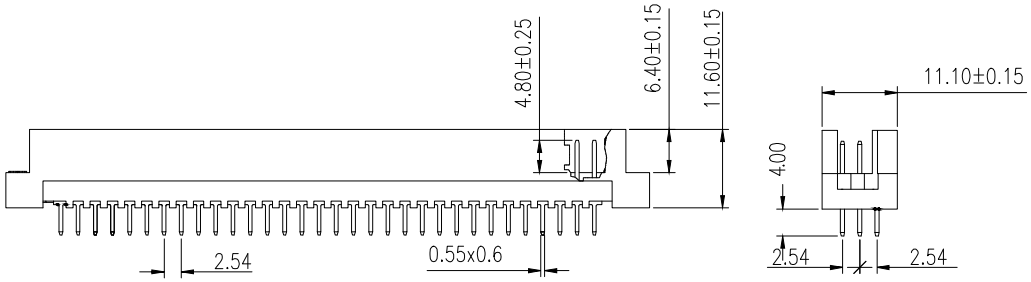

Recommended P.C.B Layout (Top Side)
(PCB BOARD TOLERANCE±0.05)

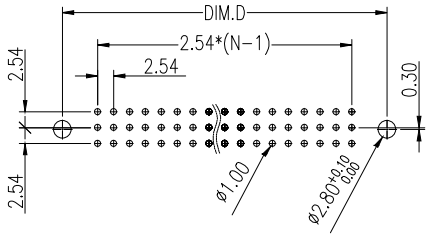

ROWS	DIM.A	DIM.B	DIM.C	DIM.D
3	95.00	78.74	85.00	90.00
2	55.00	38.10	44.40	50.00
1	55.00	38.10	44.40	50.00

Technical specifications:

Materials:
1. Insulator: Glass-Filled PBT, Color: Grey, UL 94V-0
2. Contact: Copper Alloy

Contact plating according DIN41612 performance classes:

Performance class I (-1)	500 mating cycles min. 30u" AU plating on mating area, Gold Flash on non-mating area, 50u" Nickel underplating 100u" Sn plating on solder area over 50u" Nickel
Performance class II (-2)	250 mating cycles min. 15u" AU plating on mating area, Gold Flash on non-mating area, 50u" Nickel underplating 100u" Sn plating on solder area over 50u" Nickel
Performance class III (blank)	50 mating cycles min. Gold flash on mating side over 50u" Nickel 100u" Sn plating on solder area over 50u" Nickel

Other specifications:

Contact resistance:	20mOhm max.
Insulation resistance:	10^{12}Ohm min.
Current rating:	2A
Operating temperature:	-40°C to 105°C
Operating voltage:	125VAC
Test voltage:	1000VAC
Packaging:	Tray

DIN41612 STYLE C MALE STRAIGHT

ORDERING CODE									CONTACT DETAILS			
		Style	M=Male F=Female	No of pins	Rows loaded	Pin type		Plating Class	Pin length in mm	Cross section	Pin load	Pin type/ direction
A	-	C	M	xx	xx	x	-	x				
Options (if another contact loading option is needed, please contact your sales office)												
A	-	C	M	96	abc	T	-	1	4.00 (±0.25)	0.60x0.60(±0.03)	3x32	THT straight
				64	a+c			2			2x32	
				32	a			blank			1x32	
				32	c						1x32	

RoHS compliant

Unit:mm

Scale	Free
TOLERANCE	
X.	±X
X.X	±0.40
X.XX	±0.25
X.XXX	±0.15
DIM	TOL
Angle	±3°

Id.	Modification	Date	Name
②	Change to new plant	17.08.2020	Winnie
①	Modification of Male Pin – see PCN20131612_DIN41612-Arev01	20.12.2013	Amy
⓪	Drawn	24.05.2013	Winnie

	Date	Name
Drawn	24.05.2013	Winnie
Approved	17.08.2020	Winnie

ASSMANN WSW components

Description: DIN 41612
Type C / Male / Straight

ASSMANN WSW-No.
A-CMxxxxxx-x

Drawing-No.
ASS 5678 CO

rev02

Customer-No.

SHEET 1 / 2

SV4824

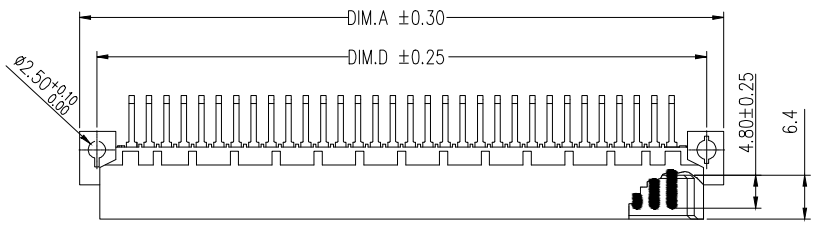

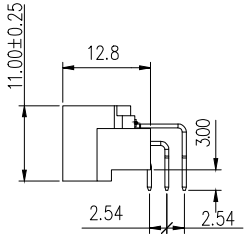

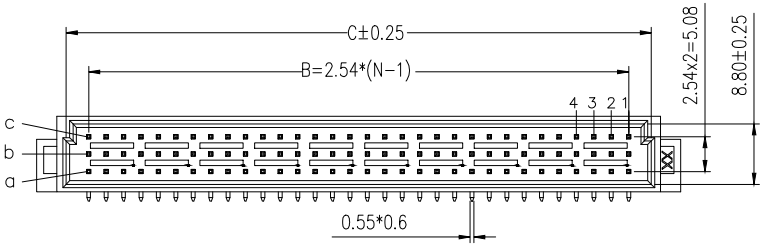

Technical specifications:

Materials:

1. Insulator: Glass-Filled PBT, Color: Grey, UL 94V-0
2. Contact: Copper Alloy

Contact plating according DIN41612 performance classes:

Performance class I (-1)	500 mating cycles min. 30u" AU plating on mating area, Gold Flash on non-mating area, 50u" Nickel underplating 100u" Sn plating on solder area over 50u" Nickel
Performance class II (-2)	250 mating cycles min. 15u" AU plating on mating area, Gold Flash on non-mating area, 50u" Nickel underplating 100u" Sn plating on solder area over 50u" Nickel
Performance class III (blank)	50 mating cycles min. Gold flash on mating side over 50u" Nickel 100u" Sn plating on solder area over 50u" Nickel

Other specifications:

Contact resistance:	20mOhm max.
Insulation resistance:	10^{12}Ohm min.
Current rating:	2A
Operating temperature:	-40°C to 105°C
Operating voltage:	125VAC
Test voltage:	1000VAC
Packaging:	Tray

Recommended P.C.B Layout(Top Side)
(PCB BOARD TOLERANCE±0.05)

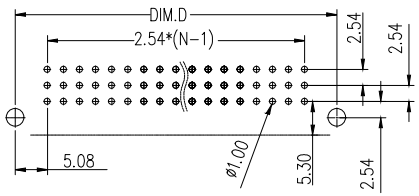

ROWS	DIM.A	DIM.B	DIM.C	DIM.D
3	95.00	78.74	85.00	90.00
2	55.00	38.10	44.40	50.00
1	55.00	38.10	44.40	50.00

DIN41612 STYLE C MALE RIGHT-ANGLE

ORDERING CODE									CONTACT DETAILS			
		Style	M=Male F=Female	No of pins	Rows loaded	Pin typ		Plating Class	Pin length in mm	Cross section	Pin load	Pin type/ direction
A	-	C	M	xx	xx	x	-	x				
Options (if another contact loading option is needed, please contact your sales office)												
A	-	C	M	96	abc	R	-	1	3.00 (±0.25)	0.60x0.60(±0.03)	3x32	THT right-angle
				64	a+c			2			2x32	
				32	a			blank			1x32	
				32	c						1x32	

RoHS compliant

Unit:mm

Scale	Free
TOLERANCE	
X.	±X
X.X	±0.40
X.XX	±0.25
X.XXX	±0.15
DIM	TOL
Angle	±3°

Id.	Modification	Date	Name
②	Change to new plant	17.08.2020	Winnie
①	Modification of Male Pin – see PCN20131612_DIN41612-Arev01	20.12.2013	Amy
⓪	Drawn	24.05.2013	Winnie

	Date	Name
Drawn	24.05.2013	Winnie
Approved	17.08.2020	Winnie

ASSMANN wsw components

Description: DIN 41612
Type C / Male / R/A

ASSMANN WSW-No.
A-CMxxxxxx-x

Drawing-No.
ASS 5678 CO

rev02

Customer-No.

SHEET
2 / 2

SV4824